



TUI GROUP CAPITAL INCREASE

Strengthening balance sheet to position TUI for the future

March 2023

DISCLAIMER

NOT FOR DISTRIBUTION, RELEASE OR PUBLICATION, DIRECTLY OR INDIRECTLY, IN OR INTO THE UNITED STATES

This presentation may not be published, distributed or transmitted in the United States, Australia, Canada, Hong Kong, Japan, New Zealand, Singapore, South Africa, Switzerland or the United Arab Emirates, or in any other jurisdiction in which the distribution, release or publication would be restricted or prohibited. The distribution of this presentation into jurisdictions may be restricted by law, and, therefore, persons into whose possession this presentation comes should inform themselves about and observe any such restrictions. Any failure to comply with any such restrictions may constitute a violation of the securities laws of such jurisdiction. The following applies to this presentation, which has been prepared by TUI AG (the "Company") and is being shown to you solely for your information in relation to the Company and its subsidiaries (together, the "Group") and the proposed offering of its ordinary registered shares, to the oral presentation of the information in this presentation by members of the Company's management and to any question-and-answer session that follows the oral presentation (collectively, the "Information"), each of which should be considered together and not taken out of context. This presentation does not constitute or form part of an offer of securities for sale or a solicitation of an offer to purchase securities of the Company (the "Securities") in the United States or any other jurisdiction nor shall the fact of its presentation form the basis of, or be relied on in connection with, any contract or investment decision. This presentation is not directed at persons located in the United States other than "qualified institutional buyers" as defined in Rule 144A under the U.S. Securities Act of 1933, as amended (the "Securities Act"). The Securities are not and will not be registered under the Securities Act, and may not be offered or sold in the United States absent registration or an applicable exemption from the registration requirements of the Securities Act. The Information is only addressed to and directed at persons in member states of the European Economic Area (each a "Relevant State") who are "qualified investors" within the meaning of the Prospectus Regulation (Regulation (EU) 2017/1129) (the "Prospectus Regulation") ("Qualified Investors"). In addition, in the United Kingdom, the Information is being distributed only to, and is addressed only to and directed only at, "qualified investors" within the meaning of the UK Prospectus Regulation (Regulation (EU) 2017/1129 as it forms part of domestic law by virtue of the European Union (Withdrawal) Act 2018) (the "UK Prospectus Regulation") who are also persons (i) having professional experience in matters relating to investments falling within Article 19(5) of the Financial Services and Markets Act 2000 (Financial Promotion) Order 2005 (the "Order") (ii) falling within Article 49(2)(a) to (d) of the Order, or (iii) to whom it may otherwise lawfully be communicated (all such persons together being referred to as "Relevant Persons"). The Information must not be acted on or relied on (i) in the United Kingdom, by persons who are not Relevant Persons, and (ii) in any Relevant State, by persons who are not Qualified Investors. Any investment or investment activity to which the Information relates is available only to or will be engaged in only with, (i) Relevant Persons in the United Kingdom, and (ii) Qualified Investors in any Relevant State.

This presentation is an advertisement and not a prospectus for the purposes of the Prospectus Regulation and the UK Prospectus Regulation. The presentation has been prepared for information and background purposes only. This document is not, and should not be construed as, a prospectus or offering document, and has not been reviewed or approved by any regulatory or supervisory authority. The public offering of the Securities in Germany and the United Kingdom will be made exclusively by means of and on the basis of the German Prospectus, when published, of the Company, when it has been approved by the BaFin in Germany, and on the basis of the UK Prospectus, when published, of the Company when it has been approved by the FCA in the United Kingdom, in each case which approval should not be understood as an endorsement of any Securities offered. Investors must not subscribe for or purchase any Securities referred to in this presentation except on the basis of information contained in the German Prospectus or UK Prospectus, as applicable, published, or the international offering circular issued, by the Company in connection with the Offering, as the case may be (together with any amendments or supplements thereto) before making an investment decision in order to fully understand the potential risks and rewards associated with the decision to invest in the Securities. The German Prospectus, once approved, will be available on the website of the BaFin (www.bafin.de), the website of the Company <https://www.tuigroup.com/en-en/investors/capital-increase-march-2023> and the website of the European Securities And Markets Authority (<https://registers.esma.europa.eu/publication/>). The UK Prospectus, once approved, will be submitted to the National Storage Mechanism and will be available for inspection at <https://data.fca.org.uk/#/nsm/nationalstoragemechanism> and the website of the Company (<https://www.tuigroup.com/en-en/investors/capital-increase-march-2023>).

The presentation does not contain nor purport to contain all information required to evaluate the Company, its group and/or its financial position and/or the Securities. The information and opinions contained in the Information are provided as at the date of this presentation and have not been independently verified and is subject to change without notice. In giving this presentation, neither the Company nor its advisers and/or agents (including the Banks (as defined below)) nor any other person undertakes any obligation to provide the recipient with access to any additional information or to update this presentation or any additional information or to correct any inaccuracies in any such information which may become apparent (unless the Company is required to supplement the approved prospectus). The Information may not be reproduced, distributed to any other person or published, in whole or in part, for any purpose. No representation, warranty or undertaking, express or implied, is made by the Company or Barclays Bank Ireland PLC, BofA Securities Europe SA, Citigroup Global Markets Europe AG, Deutsche Bank Aktiengesellschaft, HSBC Trinkaus & Burkhardt AG, COMMERZBANK Aktiengesellschaft, Landesbank Baden-Württemberg or Natixis (collectively the "Banks") nor any of the Company's or the Banks' affiliates nor any of their respective directors, officers, employees, advisers or agents or any other person as to, and no reliance should be placed on, the fairness, accuracy, completeness or correctness of the information in or the opinions contained in this presentation or any other statement made or purported to be made in connection with the Company, its group, the Securities or any other matter referred to in this presentation for any purpose whatsoever, including but not limited to any investment considerations. Neither the Company nor the Banks nor any of their respective affiliates nor any of its or their respective directors, officers, employees, advisers or agents or any other person accepts any responsibility or liability whatsoever and makes no representation or warranty, express or implied, for the contents of this presentation, including its accuracy, fairness, sufficiency, completeness or verification or for any other statement made or purported to be made by it, or on its behalf, in connection with the Company, its group, the Securities or any other matters referred to herein and nothing in this presentation is, or shall be relied upon as, a promise or representation in this respect, whether as to the past or future. Each of the Company and the Banks and their respective affiliates and its and their respective directors, officers, employees, advisers or agents accordingly disclaims to the fullest extent permitted by law all and any responsibility and liability whether direct or indirect, arising in tort, contract or otherwise which it might otherwise have in respect of this presentation or any such statement.

Certain financial data included in this presentation consists of "non-IFRS financial measures". These non-IFRS financial measures may not be comparable to similarly titled measures presented by other companies, nor should they be construed as an alternative to other financial measures determined in accordance with IFRS. You are cautioned not to place undue reliance on any non-IFRS financial measures and ratios included herein.

To the extent available, the industry, market and competitive position data contained in the Information come from official or third party sources. Third party industry publications, studies and surveys generally state that the data contained therein have been obtained from sources believed to be reliable, but that there is no guarantee of the accuracy or completeness of such data. While the Company believes that each of these publications, studies and surveys has been prepared by a reputable source, none of the Company, the Banks or any of their respective Representatives has independently verified the data contained therein. In addition, certain of the industry, market and competitive position data contained in the Information come from the Company's own internal research and estimates based on the knowledge and experience of the Company's management in the markets in which the Company and the other members of the Group operate. While the Company believes that such research and estimates are reasonable, they, and their underlying methodology and assumptions, have not been verified by any independent source for accuracy or completeness and are subject to change and correction without notice. Accordingly, reliance should not be placed on any of the industry, market or competitive position data contained in the Information. The Banks are acting only for the Company and no one else and will not be responsible to anyone other than the Company for providing the protections afforded to their respective clients, and will not be responsible for providing advice to anyone in relation to any potential offering of securities of the Company or any transaction, matter or arrangement referred to in this Presentation.

Access to the Information is being given in connection with a proposed meeting with the Company and no copy of the Information will be left behind after this meeting. By attending such meeting and/or accessing or reading a copy of the Information you agree to be bound by the foregoing limitations and conditions and, in particular, will be taken to have represented, warranted and undertaken that (i) you have read, accept and agree to comply with the contents of this notice including, without limitation, the obligation to keep the Information confidential and (ii) (A) if in a Relevant State you are a Qualified Investor; (B) if in the United Kingdom you are a Relevant Person; (C) if in the United States, you are a qualified institutional buyer as defined in Rule 144A under the Securities Act, and (D) irrespective of where you are resident or incorporated, you are an institution that is permitted within your home jurisdiction and in the jurisdiction in which you are accessing the Information, under applicable law and regulation, to access the Information.

Forward-Looking Statements

Certain statements included in this announcement are forward-looking. These statements can be identified by the fact that they do not relate only to historical or current facts. By their nature, they involve risk and uncertainties because they relate to events and depend on circumstances that will occur in the future. Actual results could differ materially from those expressed or implied by such forward-looking statements. The potential reasons for such differences include market fluctuations, the development of world market fluctuations, the development of world market commodity prices, the development of exchange rates or fundamental changes in the economic environment. TUI does not intend or assume any obligation to update any forward-looking statement to reflect events or circumstances after the date of this announcement. The potential reasons for such differences include market fluctuations, the development of world market commodity prices, the development of exchange rates or fundamental changes in the economic environment. TUI does not intend or assume any obligation to update any forward-looking statement to reflect events or circumstances after the date of this announcement.

Forward-looking statements often use words such as "expects", "may", "will", "could", "should", "intends", "plans", "predicts", "envisages" or "anticipates" or other words of similar meaning. They include, without limitation, any and all projections relating to the results of operations and financial conditions of the Company and its subsidiary undertakings from time to time (the "Group"), as well as plans and objectives for future operations, expected future revenues, financing plans, expected expenditure and divestments relating to the Group and discussions of the Group's business plan. All forward-looking statements in this announcement are based upon information known to the Group on the date of this announcement and speak as of the date of this announcement. Other than in accordance with its legal or regulatory obligations, the Group does not undertake to update or revise any forward-looking statement to reflect any changes in events, conditions or circumstances on which any such statement is based.

Actual results may differ from those expressed or implied in the forward-looking statements in this announcement as a result of any number of known and unknown risks, uncertainties and other factors, including, but not limited to, the effects of the COVID-19 pandemic and uncertainties about its impact and duration, many of which are difficult to predict and are generally beyond the control of the Group, and it is not reasonably possible to itemise each item. Accordingly, readers of this announcement are cautioned against relying on forward-looking statements. All forward-looking statements made on or after the date of this announcement and attributable to the Company are expressly qualified in their entirety by the primary risks set out in that section. Many of these risks are, and will be, exacerbated by the COVID-19 pandemic and any further disruption to the travel and leisure industry and economic environment as a result.

AGENDA

1

Transaction Overview

2

TUI transformation & recovery

3

Capital structure development

4

Strategic growth priorities & mid-term ambitions



“Our commitment remains: a speedy repayment of the government support and strengthening our balance sheet – the proceeds of the capital increase will enable us to execute what we have promised. TUI’s focus continues to be on driving profitable growth”.

TUI Group CEO Sebastian Ebel



Summary transaction overview

Offering Details

- Offering size: €1.8bn proceeds
- Subscription price: €5.55
- Number of new shares to be issued: 328.9m (corresponding to the 69% shares attributable to the free-float)

Structure

- Fully underwritten capital increase by banking syndicate with pre-emptive rights for existing shareholders
- Subscription rights entitle to purchase 8 new shares for every 3 existing shares

Process and Timing

- German subscription rights trading: 28 March – 12 April 2023
- German subscription period: 28 March – 17 April 2023
- UK DI rights trading: 30 March – 12 April 2023
- UK DI subscription period: 30 March – 17 April 2023
- Announcement of take-up and rump placement (if any): 18 April 2023
- Closing: 24 April 2023

Use of Proceeds

- The proceeds of the Offering will be used to reduce the reliance on government financing
 - Full repayment of the Silent Participation I and Warrant Bond including accrued interest of ~€750m¹
 - Full repayment of current drawings under KfW RCF & partial repayment of drawings under Banks RCF
 - Reduction of size of KfW RCF from €2.1bn to €1.1bn

Sanctioned Shareholders

- Sanctions preclude participation in any capital increase
- Cannot receive/exercise, sell or otherwise transfer subscription rights/new shares

Banking Syndicate

- Lead Joint Global Coordinators: Barclays, BofA Securities, Citigroup, Commerzbank, Deutsche Bank, UniCredit
- Co-Joint Global Coordinators: HSBC, Société Générale
- Joint Bookrunners: Crédit Agricole, ING Group, Natixis



Capital increase timeline

Expected Transaction Timeline and Key Milestones



AGENDA

1

Transaction Overview

2

TUI transformation & recovery

3

Capital structure development

4

Strategic growth priorities & mid-term ambitions



Transformation of TUI and recovery from COVID-19 crisis

2014
TUI Travel
Integration

2015+
Building
Holiday
Experiences

2020-2021
COVID-19
crisis

2022
Recovery

2023+
Return to
growth



**Focus on
execution**

TUI's Q1 results recap



FY23 Q1 delivers strong improvement vs. PY with encouraging booking momentum across both seasons

- **3.3m customers enjoyed holidays in the quarter**, +1.0m vs. prior year, (**93% of FY19 LFL levels**), achieving airline load factors of 85%
- **Q1 Revenue €3.8bn**, improving significantly by €1.4bn vs. prior year
- **Q1 Und. EBIT -€153m**, close to halving prior year loss (-€274m) with almost all segments contributing to strong improvement
- **Net debt of €5.3bn**, broadly in line with prior year (€5.1bn)
- **Encouraging booking momentum** across both seasons with Summer at an early stage **confirming our expectation** for “FY23 Und. EBIT to increase significantly”
 - **Summer 23 bookings** overall in the last four weeks **+10% above pre-pandemic levels** at higher prices
 - **Record booking days** in January **online** in both the UK and Germany
- **2030 Science-based targets validated** by the SBTi² for our Airline, Cruise and Hotel operations

1 Please refer to page 26 in appendix for FY23e modelling assumptions | 2 Science Based Targets initiative



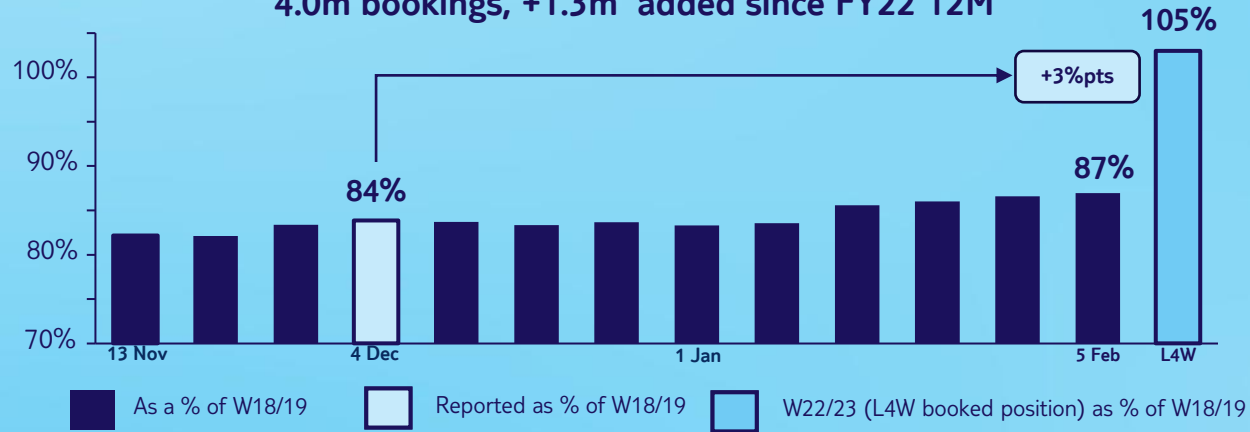
- Strong improvement in Und. EBIT yoy with almost all segments contributing
- **Markets & Airlines with** encouraging booking momentum across both seasons with capacity expected to be close to normalised levels
 - Summer 2023 up +20% year-on-year and at 89% of pre-pandemic levels with prices ahead
 - Momentum has continued to build in the four weeks to 5th February with bookings at +10% above pre-pandemic levels and pricing +27%
- Positive momentum continues in **Holiday Experiences** too
 - **Hotels & Resorts** and **Cruises** with higher occupancies and higher rates for hotels and many cruises
 - **TUI Musement** with strong growth of Experiences sold



Markets & Airlines – Encouraging booking momentum per 5 February across both seasons with capacity expected to be close to normalised levels

W22/23 Cumulative Net bookings as % of W18/19

4.0m bookings, +1.3m added since FY22 12M



	Vs 18/19		Vs 21/22
	W22/23	L4W	W22/23
BOOKINGS¹	-13%	+5%	+44%
ASP	+29%	>cumulative	+8%

S23 Cumulative Net bookings as % of S22

4.7m bookings, +1.7m added L4Ws



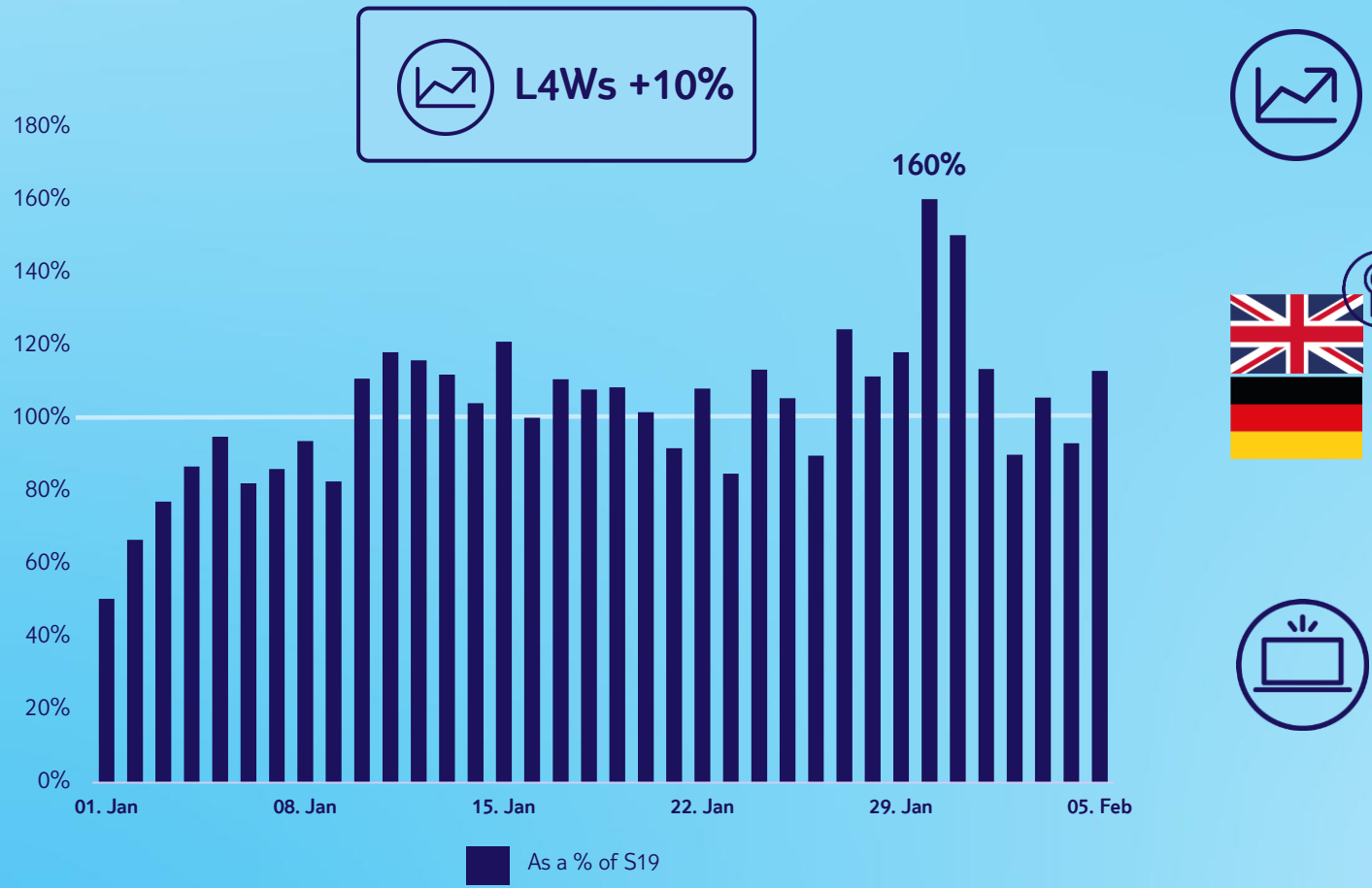
	Vs S22		Vs S19
	S23	L4W	S23
BOOKINGS¹	+20%	+50%	-11%
ASP	+2%	+6% LFL*	+12%
			+24%

- Summer 23 bookings in the four weeks up to 5 February +10% above pre-pandemic levels at higher prices



Markets & Airlines – Bookings in the 4 weeks to 5 February +10% above pre-pandemic levels & record booking days online achieved

Net daily Summer 23 bookings vs. Jan 19



Bookings overall in the last four weeks +10% above pre-pandemic levels at higher prices



Record booking days in January online in both the UK and Germany






TUI UK & Germany were the most visited package holiday web sites¹ in January with a +46%² and +28%² increase in unique visits YOY respectively



Holiday Experiences – Positive trading momentum per 5 February continues

HOLIDAY EXPERIENCES

Versus 2022		23 H1 ¹	23 H2 ¹	Trading Environment
HOTELS & RESORTS 	Avail. Bed Nights ²	+1%	+4%	<ul style="list-style-type: none"> • Occ. % in H1 well ahead of PY at 71% (PY 56%) with encouraging indications for H2 at 33% (PY 26%), driven by RIU & Robinson • Ave. Daily Rate in H1 well ahead of PY and encouraging indications for H2, with RIU continuing to drive strong performance • Caribbean, Canaries, Cape Verde and Egypt key destinations in H1 and Canaries Balearics, Greece & Turkey key destinations in H2
	Occupancy % ²	+15%pts	+7%pts	
CRUISES 	Avail. Passenger Cruise Days	+37%	-1%	<ul style="list-style-type: none"> • Avail. passenger cruise days significantly ahead of PY for H1, supported by restriction free travel environment. H2 slightly behind due to refurbishment of MS Herz as part of delivery to Marella • Occ. % for many cruises developing close to peaks last seen in 2019 • 2023 booked ticket rates for many cruises above pre-pandemic levels
	Occupancy %	+40%pts	+14%pts	
TUI MUSEMENT 	Experiences Sold	+70%	+Mid-double digit%	<ul style="list-style-type: none"> • Experiences growth driven by restriction free travel environment, enlarged product offering & our diversified distribution (TUI, B2C and B2B). • Transfers develop in line with capacity assumptions of Markets & Airlines in 2023



TUI exits the pandemic well positioned for FY23 and beyond – Growth initiatives combined with higher flexibility, lower risks & cost base



MULTI-YEAR GROWTH INDUSTRY

Tourism sector growing above GDP



TRUSTED BRAND

Valued by customers



TUI CUSTOMER OFFER

More quality, more flexibility,
more differentiation



BUSINESS MODEL

Covering full tourism value chain



STRATEGIC GROWTH PRIORITIES

Grow market share, new products, new customers by scaling digital infrastructure



EXECUTION OF GRP

€400m cost savings realised by FY23¹ to soften inflationary environment



RIGHT SIZED AIRLINE

Own-flight capacity reduced by 17 aircraft to a fleet of 133 aircraft²



REDUCED HOTEL COMMITMENTS/PREPAYMENTS



AGENDA

1

Transaction Overview

2

TUI transformation & recovery

3

Capital structure development

4

Strategic growth priorities & mid-term ambitions



Execution of WSF agreement to emerge stronger in an attractive, long-term growth sector


**Capital increase of ~€1.8bn
to repay state aid & to strengthen the balance sheet**



1

WSF SP I & Warrant bond repayment

- Repay nominal €479m Silent Participation I & Warrant Bond
- Repayment at market value incl. accrued interest of ~€750m¹



2

KfW RCF reduction

- Full repayment of current drawings under KfW RCF & partial repayment of drawings under Banks RCF
- Reduction of size of KfW RCF from €2.1bn to €1.1bn



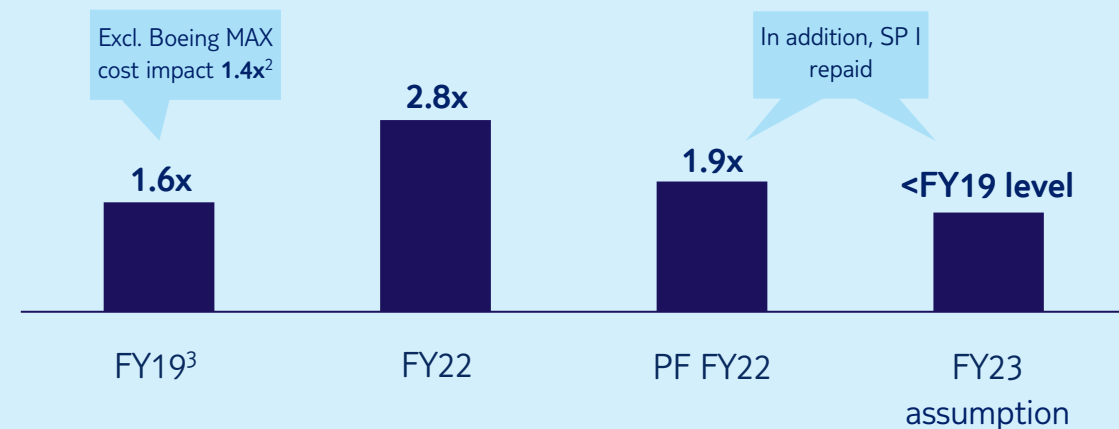
Capital increase impact on balance sheet

Overall structure & implications

in €bn

Sources & Uses		Net Debt	
Proceeds	+1.8	Net Debt FY22 Q4	3.4
Warrant Bond repayment	-0.1		-0.1
RCF reduction (drawing per 31/12) ¹	-1.0		-1.0
WSF SP I repayment	-0.7	PF Net Debt FY22 Q4	2.4

Capital increase assumed to deliver a pro-forma Net Leverage Ratio below FY19 level



Calculation:

FY22: Net debt: €3.4bn / Und. EBITDA: €1.2bn

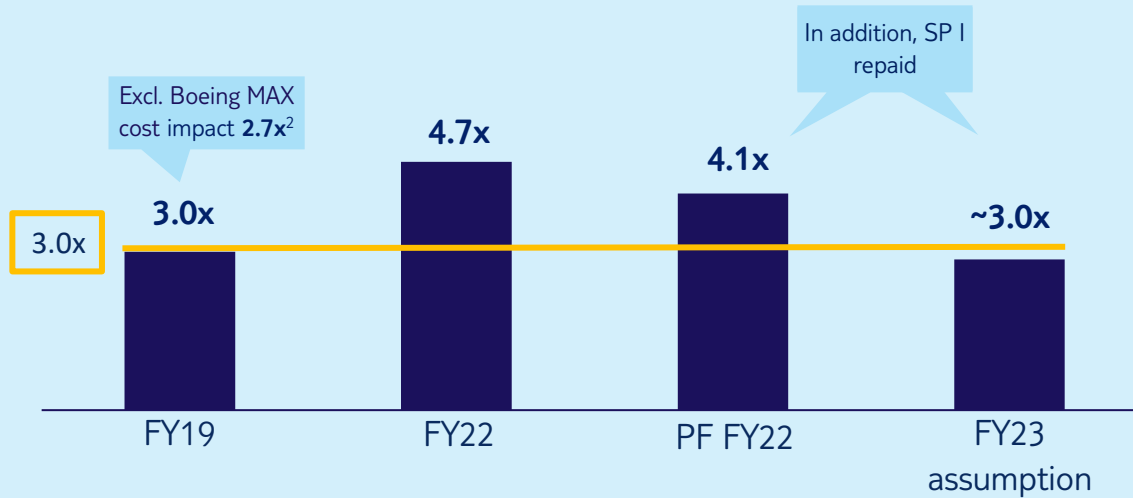
PF FY22: Net debt FY22 pro-forma / Und. EBITDA: €1.2bn

FY23 assumption: Net debt FY22 pro-forma / Und. EBITDA



Capital increase to support sustainable leverage ratio

Capital increase to accelerate Gross Leverage Ratio¹ down to ~3.0x



Calculation:

FY22: Gross debt: €5.7bn / Reported EBITDA: €1.2bn

PF FY22: Gross debt FY22 pro-forma / Reported EBITDA: €1.2bn

FY23 assumption: Gross debt FY22 pro-forma / Reported EBITDA

- Capital increase allows to restore balance sheet strength
 - Pro-forma gross leverage ratio for FY23 ~3x
 - Reduce net debt and interest costs
- Clear pathway to full redemption
- Commitment to maintain strong balance sheet through the cycle
 - Leverage ratio of well below 3x in line with 2025/26 mid-term ambitions
 - Return to credit rating in line with pre-pandemic rating of BB / Ba territory



A strong balance sheet enables TUI to focus on growth & further market recovery



Capital increase is expected to

- ✓ **Strengthen balance sheet**
 - Reduce gross leverage to well below 3x in the mid-term
 - Reduce pro-forma 12 months net interest/including SP I dividend by c. €80-90m
 - Lower cost of capital
 - Accelerate path to an improved credit rating
- ✓ **Allow the business to drive growth** at attractive return levels and grow market share
- ✓ **Lay the foundation to return to a more balanced capital allocation policy**

AGENDA

1

Transaction Overview

2

TUI transformation & recovery

3

Capital structure development

4

Strategic growth priorities & mid-term ambitions



Tourism sector fundamentals remain attractive – our strategic priorities position us well for growth

TRAVEL IS A MEGA TREND



Tourism growth above GDP – a multi-year growth industry



Favourable demographic supported by high disposable income and longevity



Experiences
The new lifestyle & global trend in travel

STRATEGIC PRIORITIES

**Grow
market
share**

**New
products**

**New
customers**

Strong focus on quality

Sustainability as opportunity

Winning team



Growth across the Group embedded in one central customer ecosystem

Markets & Airlines

Our opportunities

- **Grow market share in our traditional Wholesale package market** – be more agile & more competitive
- **Leverage the TUI brand to grow in additional markets of the Leisure industry**
 - Dynamic Packaging
 - Accommodation- & Flight-Only
 - Cars
 - Tours & Experiences
 - Develop new markets & destinations

Target product led growth in existing & untapped customer segments

Holiday Experiences

Our opportunities

- Developing our strong hotels & cruise brands
- Grow through new differentiated products
- Develop new destinations
- Enhancing the customer experience
- Increase direct distribution
- Grow in the “things to do” market with our scalable digital platform of TUI Musement

Broadening the funnel by driving asset-right & JV growth to tap existing & new customer segments





People



Planet



Progress



Sustainability as opportunity



New Sustainability Agenda

- Commitment to achieve **net-zero emissions well before 2050**
- **2030 Science-based targets validated** by the SBTi for our Airline, Cruise and Hotel & Resorts

- 24%



Reduce airline CO₂e per revenue passenger km by 24% by 2030¹

(Baseline 2019)

-27.5%



Reduce absolute CO₂e from our own cruise operations by 27.5% by 2030¹

(Baseline 2019)

- 46.2%



Reduce absolute CO₂e from TUI Hotels & Resorts² own operations by 46.2% by 2030³

(Baseline 2019)

- **The world's first ocean cruise companies with science-based targets**
- **TUI Airline - one of the world's first airlines with science-based targets**
- **Among the first leisure hotel companies with science-based targets**

(All information based on company research)

¹ Level of ambition well-below 2°C | ² All TUI Hotel & Resorts (inc. JV partners) that are owned, managed or leased. Concept partner hotels that are not part of the TUI Hotels & Resorts portfolio are excluded | ³ Level of ambition 1.5°C



Clear mid-term strategy to capture future market growth potential

- Grow market share, New products & New customers



Accelerate profitable growth

With new customer segments & more product sales

Improve profitability and margin

Focus on Cash Flow

Strengthen Balance Sheet

OUR FY23 ASSUMPTIONS

- Revenue¹ expected to further increase strongly
- Und. EBIT¹ expected to increase significantly
- With proceeds of capital increase pro-forma gross leverage ratio assumed $\sim 3.0x^3$

OUR 2025/26 MID-TERM AMBITIONS

- Und. EBIT to significantly build on €1.2bn²
- Return to a gross leverage ratio of well below $3.0x^3$
- Return to credit rating in line with pre-pandemic rating of BB / Ba territory

CREATING SHAREHOLDER VALUE

APPENDIX

Deriving the Theoretical Ex-Rights Price (TERP) for the TUI rights issue

On 28 March 2023 various data providers initially applied an incorrect adjustment factor of 0.5295 to TUI's historical share/DI prices, as they did not consider the exclusion of the sanctioned shareholder in the ongoing rights issue. As a result, amongst others, an adjusted TUI share price (TERP) of €8.324 was featured for 27-Mar-2023, XETRA close. In the table below we are showing the correct rights issue calculations with an adjustment factor of 0.5807, resulting in an adjusted TUI share price (TERP) of €9.128 for 27-Mar-2023, XETRA close.

Rights Issue calculations	Incorrect adjustment mechanism	Correct adjustment mechanism
TUI Share Price as of 27-Mar-2023, XETRA close (€) (unadjusted)	15.720	15.720
Shares Outstanding pre-Rights Issue (m)	178.5	178.5
Free Float Shares Outstanding pre-Rights Issue (m) (excluding shares beneficially owned by the sanctioned shareholder)	123.3	123.3
Market Cap (€m) (as of 27-Mar-2023, XETRA close)	2,806	2,806
Free Float Market Cap (€m) (as of 27-Mar-2023, XETRA close)	1,939	1,939
	Resulting number of new shares if ratio of "8 for 3" is applied to the entire number of shares outstanding pre-deal (incl. sanctioned shareholder)	Resulting number of new shares if ratio of "8 for 3" is applied only to the free float shares outstanding pre-deal (in line with public communication and offer documents)
Rights Issue Ratio (New Shares for Old Shares)	8 for 3	8 for 3
New Shares Issued in the Rights Issue (m)	476.1	328.9
Pro-Forma Shares Outstanding post Rights Issue (m)	654.6	507.4
Subscription Price for each New Share (€)	5.550	5.550
Theoretical Ex-rights Price ("TERP") as of 27-Mar-2023, XETRA close (€)		
<i>Calculated as</i> "TERP = ((TUI Shares Outstanding Pre-Rights Issue * TUI Share Price as of 27-Mar-2023, XETRA close) + (New Shares Issued * Subscription Price)) / (TUI Shares Outstanding Pre-Rights Issues + New Shares Issued)"	8.324	9.128
Resulting Adjustment Factor	0.5295	0.5807



Capital increase glossary and terms

Capital Increase Terms

Targeted proceeds	€1.8bn
Subscription price	€5.55
Subscription ratio	8 for 3
Closing share price on 23 March 2023	€16.00
178.5m current shares at €16.00	€2,856m
328.9m new shares at €5.55	€1,825m
507.4m total shares	€4,682m
Theoretical ex-rights price (TERP)	€9.23
Discount to TERP	39.85%
Discount to closing price on 23 March 2023	65.31%

Capital Increase Glossary

Subscription Price

- The price at which new shares in the capital increase are offered

Subscription Rights

- Tradable securities issued to all existing (non-sanctioned) holders pro-rata to their shareholdings at launch, which allows holders to subscribe to new shares at the pre-determined subscription price
- Germany: Shareholders are issued 1 right for each share they hold prior to launch, i.e. 3 rights allow to subscribe for 8 new shares
- UK: Allocation of rights are done initially per the subscription ratio, i.e. 8 rights for every 3 shares held. One right allows to subscribe for 1 new share

Sanctioned Shareholder

- Cannot receive/exercise, sell or otherwise transfer subscription rights/shares
- Sanctions preclude participation in any capital increase

Subscription Period

- The period in which holders of the subscription rights can exercise their subscription to new shares

Subscription Ratio

- Ratio of new shares issued to existing shares held (i.e. 8 for 3, implies 8 New Shares for every 3 existing ordinary shares held in TUI)

Theoretical Ex-Rights Price ("TERP")

- Theoretical price at which the shares should trade, once the rights are detached
- $$\text{TERP} = \frac{(\text{Current Shares Outstanding} * \text{Current Share Price}) + (\text{Newly Issued Shares} * \text{Subscription Price})}{(\text{Current Shares Outstanding} + \text{Newly Issued Shares})}$$

Discount To TERP

- The discount to TERP represents the difference in % between the subscription price and the TERP

Rump Placement

- Remaining unsubscribed shares will be sold to the market in a "Rump Placement" after the Subscription Period



Capital increase impact on balance sheet (details)

Resulting net debt overview

in €bn

Balance sheet items	FY22 Q4	PF FY22 Q4
Lease Liabilities under IFRS16 ¹	3.2	3.2
WSF bond (Nominal Value: €59m)	0.1	-
Convertible Bond (Nominal Value: €590m)	0.5	0.5
Liabilities to banks	1.4	0.8
SSD (Nominal Value: €425m)	0.4	0.4
Cash RCF drawn (Capacity: €1,454m)	0.6	-
KfW RCF drawn (Capacity: €2,100m/€1,100m post capital increase)	-	-
Asset Financing	0.4	0.4
Other Liabilities	0.1	0.1
Cash & Bank Deposits	-1.8	-2.3
Net Debt	3.4	2.4
Silent participation I	-0.4	-

Drawn c. €1bn per 31 Dec 2022



Actions taken to restore TUI's strength and position for our further growth objectives in a period of macro uncertainty

COVID-19

Ukraine / Energy Crisis / Inflation & Interest Rates

2020

2021

2022

2023

- ✓ Agreement on 1st stabilization package of €1.8bn
- ✓ Application of a de facto dividend holiday, which will remain in force over the term of the loans provided by both KfW and WSF
- ✓ Agreement on 2nd stabilisation package of €1.2bn
- ✓ Global Realignment Programme launched

- ✓ Initial capital increase of c.€550m successfully completed
- ✓ Agreement on 3rd stabilization package of €1.3bn
- ✓ Successful issue of convertible bonds of €400m as well as c. €190m tap issuance
- ✓ Extension of €4.7bn credit lines with banks until summer 2024
- ✓ Successful capital increase of €1.1bn to strengthen the balance sheet

- ✓ First return of credit lines to the German state and private banks of around €700m
- ✓ Accelerated capital increase with proceeds of c. €425m to further reduce government financing
- ✓ **Agreement with WSF for repayment of SP I (€420m) and the remaining Warrant Bond (€59m)**
- ✓ 80% benefit from Global Realignment Programme delivered by FY22

- ✓ **AGM approval for share consolidation received**
- ✓ Launch of **capital increase with subscription rights of c.€1.8bn for repayment of WSF (SP I and the remaining Warrant Bond) and substantial reduction of KfW RCF**



Treatment of sanctioned stake

Based on Prospectus

Alexey Mordashov controls **Unifirm and Severgroup**, who together **currently hold 30.91%** of the issued share capital in TUI AG

Unifirm and Severgroup are **prohibited from exercising any rights from the shares they hold in TUI** due to incorrect voting rights notifications and as they are subject to the **asset freeze** under the applicable EU and UK sanctions

As a result, **no subscription rights will be granted** to Unifirm or Severgroup in the capital increase

As such, the **cumulative shareholding** and the corresponding holding in voting rights of Unifirm & Severgroup **will be diluted to 10.9%**, following completion of the offering





ANALYST AND INVESTOR ENQUIRIES

Nicola Gehrt, Group Director Investor Relations

Adrian Bell, Senior Investor Relations Manager

James Trimble, Investor Relations Manager

Stefan Keese, Investor Relations Manager

Anika Heske, Junior Investor Relations Manager

Tel: +49 (0)511 5661435

Tel: +49 (0)511 5662332

Tel: +44 (0)1582 315293

Tel: +49 (0)511 5661387

Tel: +49 (0)511566-1425